



STANDARD OPERATING PROCEDURE

Design & Drawing

Ministry of Road Transport and Highways

Standard Operating Procedure of “Design & Drawing Module”

Table of Contents for “Design & Drawing” Module

1. 2
2. 3
3. 5

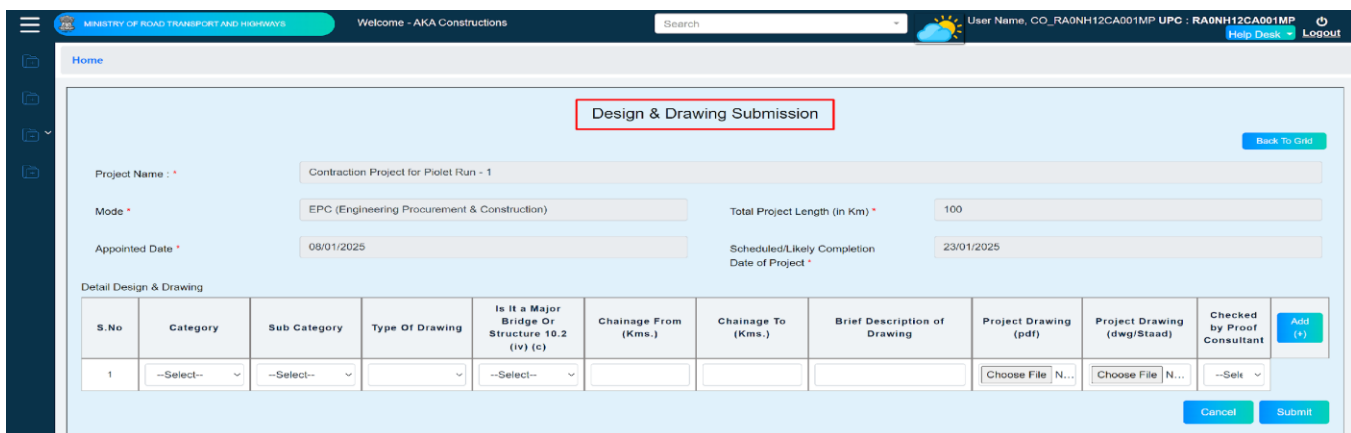
1. Contractor:

- In the Contractor Login, New button is reflected in the “Design & Drawing” module, below mentioned form will form.



Action	View	Status	NH Div/BRO/PIU	RO	Category	Sub-Category	Type Of Drawing	Is It a Major Bridge Or Structure 10.2 (iv) (c)	Start Chainage (From)	End Chainage (To)	Brief Description of Drawing	Project Drawing (pdf)	Project Drawing (dwg & Staad)	Checked by Proof Consultant	Date of Submission
	View	Submitted By CO	NH Division Gwalior	RO-MORTH-Bhopal	Structures	Flyover	Foundation Design & Drawings	YES	12	34	drawing1111	Download	Download	Yes	22/01/2025

- Contractor will fill the data in the form & click on the submit button along with the DSC Signatures. (Annexure-1)



Design & Drawing Submission

Project Name : *

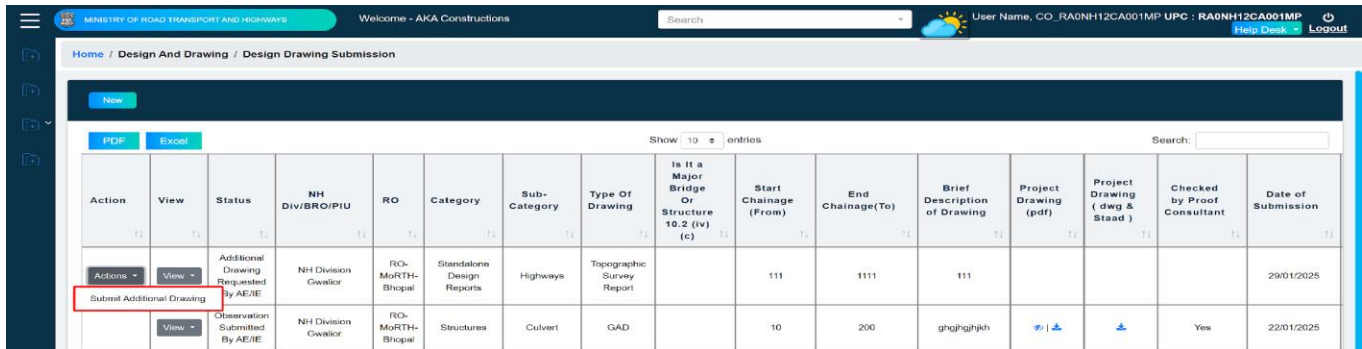
Mode * Total Project Length (in Km) *

Appointed Date * Scheduled/Likely Completion Date of Project *

Detail Design & Drawing

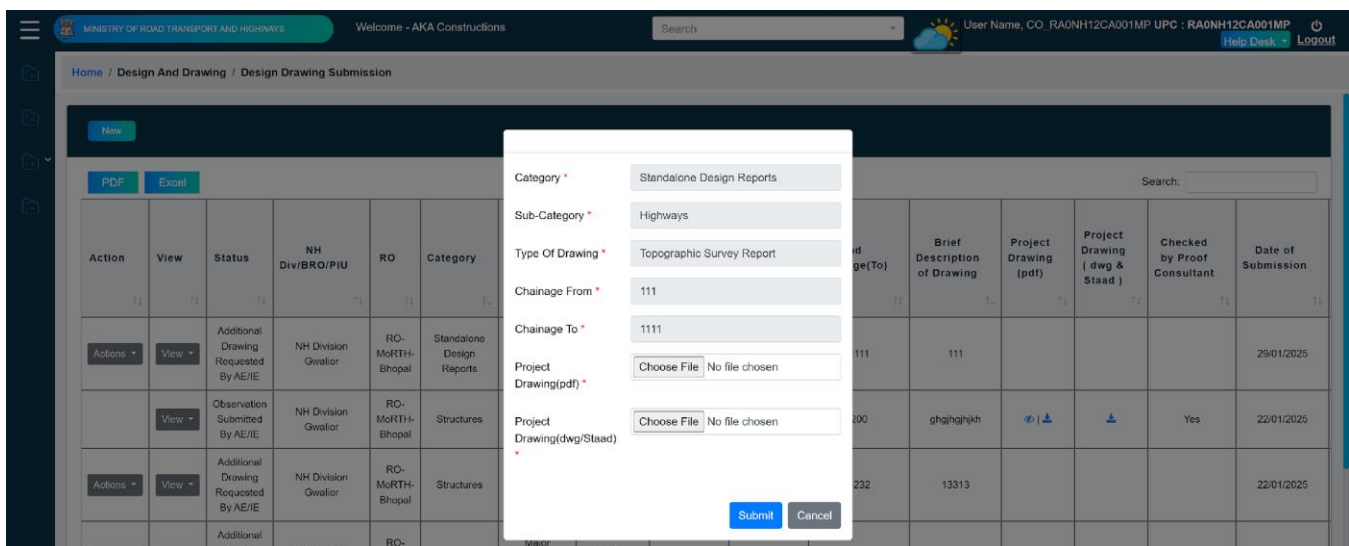
S.No	Category	Sub Category	Type Of Drawing	Is It a Major Bridge Or Structure 10.2 (iv) (c)	Chainage From (Kms.)	Chainage To (Kms.)	Brief Description of Drawing	Project Drawing (pdf)	Project Drawing (dwg/Staad)	Checked by Proof Consultant	Add (+)
1	--Select--	--Select--		--Select--				<input type="button" value="Choose File"/> N...	<input type="button" value="Choose File"/> N...	--Selc	

When additional drawing was requested by Consultancy (AE/IE), it will appear in the Contractor Grid.



Action	View	Status	NH Div/BRO/PIU	RO	Category	Sub-Category	Type Of Drawing	Is It a Major Bridge Or Structure 10.2 (iv) (c)	Start Chainage (From)	End Chainage(To)	Brief Description of Drawing	Project Drawing (pdf)	Project Drawing (dwg & Staad)	Checked by Proof Consultant	Date of Submission
Actions + Submit Additional Drawing	View -	Additional Drawing Requested By AE/IE	NH Division Gwalior	RO- MoRTH- Bhopal	Standalone Design Reports	Highways	Topographic Survey Report		111	1111	111				29/01/2025
	View -	Observation Submitted By AE/IE	NH Division Gwalior	RO- MoRTH- Bhopal	Structures	Culvert	GAD		10	200	ghghghghk			Yes	22/01/2025

- **Submit Additional Drawing:** Contractor will submit the additional drawing as per requested by the Consultancy (AE/IE).



Category *

Sub-Category *

Type Of Drawing *

Chainage From *

Chainage To *

Project Drawing(pdf) *

Project Drawing(dwg/Staad) *

Submit Cancel

2. CONSULTANCY (AE/IE) Login:

Now, CONSULTANCY (AE/IE) will select any options as shown below:

- Approve:** Consultancy (AE/IE) will approve any drawing along with noting system.
- Reject for Re-Submission:** Consultancy (AE/IE) will reject the drawing to resubmit from the contractor side.
- Seek Clarification:** If any clarification required from the contractor, then Consultancy (AE/IE) will send back the file to the contractor & Contractor will submit the clarification along with the noting system.

<div> <div> MINISTRY OF ROAD TRANSPORT AND HIGHWAYS </div> <div> Welcome - AAA Engineers PVT LTD </div> <div> <input type="text"/> </div> <div> User Name, AE_RA0NH12CA001MP UPC : RA0NH12CA001MP </div> <div> Help Desk Logout </div> </div>															
Home / Design And Drawing / Design Drawing Submission															
<div> <div>Additional Drawing</div> <div> <div>PDF</div> <div>Excel</div> </div> <div>Show: 10 entries</div> <div><input type="text"/></div> </div>															
Action	View	Status	NH Div/BRO/PIU	RO	Category	Sub-Category	Type Of Drawing	Is It a Major Bridge Or Structure 10.2 (iv) (c)	Start Chainage (From)	End Chainage(To)	Brief Description of Drawing	Project Drawing (pdf)	Project Drawing (dwg & Staad)	Checked by Proof Consultant	Date of Submission
<div> <div>Actions</div> <div> <div>Approve</div> <div>Reject For Re-Submission</div> <div>Seek Clarification</div> </div> </div>	<div> <div>View</div> </div>	Submitted By CO	NH Division Gwalior	RO-MoRTH-Bhopal	Structures	SVUP	Sub-Structure Design & Drawings	YES	25	900	leastttttt			Not Required	22/01/2025
		Submitted By CO	NH Division Gwalior	RO-MoRTH-Bhopal	Structures	Flyover	Foundation Design & Drawings	YES	12	34	drawing1111			Yes	22/01/2025

- Further any additional design & drawings are required then Consultancy (AE/IE) will click on the **“Additional Drawing”** button & ask the contractor to submit the additional drawing as per the requirement, details are as shown below:

<div> <div> MINISTRY OF ROAD TRANSPORT AND HIGHWAYS </div> <div> Welcome - AAA Engineers PVT LTD </div> <div> <input type="text"/> </div> <div> User Name, AE_RA0NH12CA001MP UPC : RA0NH12CA001MP </div> <div> Help Desk Logout </div> </div>															
Home															
<div> <div>Additional Design & Drawing Submission</div> <div> <div>Back To Grid</div> </div> </div>															
<div> <div>Project Name *</div> <div> <div>Contraction Project for Piolet Run - 1</div> </div> </div>															
<div> <div>Mode *</div> <div> <div>EPC (Engineering Procurement & Construction)</div> <div>Total Project Length (in Km) *</div> <div>100</div> </div> </div>															
<div> <div>Appointed Date *</div> <div> <div>08/01/2025</div> <div>Scheduled/Likely Completion Date of Project *</div> <div>23/01/2025</div> </div> </div>															
Detail Design & Drawing															
S.No	Category	Sub Category	Type Of Drawing	Brief Description of Drawing	Chainage From (Kms.)	Chainage To (Kms.)	<div> <div>Add</div> <div>(+)</div> </div>								
1	--Select--	--Select--	--Select--												
<div> <div>Cancel</div> <div>Submit</div> </div>															

3. Annexure: 1

Annexure-1

