



REQUEST FOR INSPECTION




Ministry of Road Transport and Highways

1. How to install/Update and Open app?

Steps to install app:

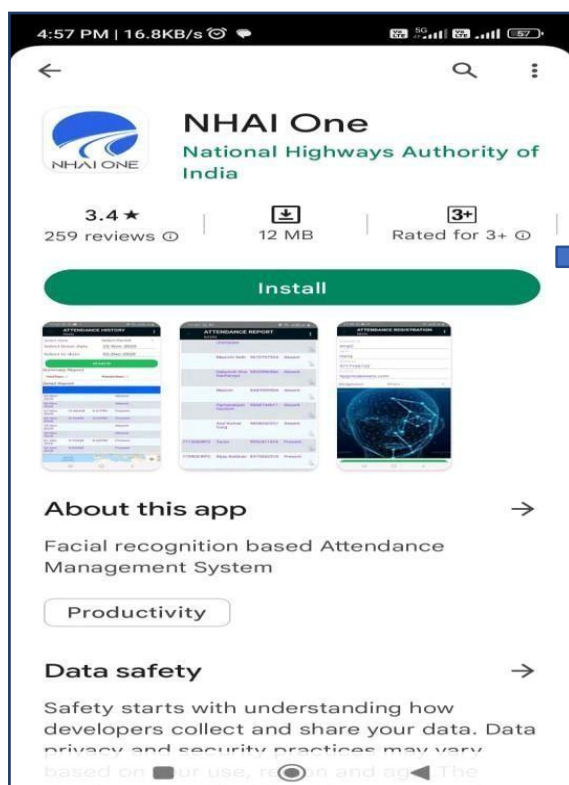
Step – 1 Search app “**NHAI One**” in google play store/iOS app store.



Search NHAI One

Select This app

Step – 2 Install/Update “**NHAI One**” App.




Install and Open

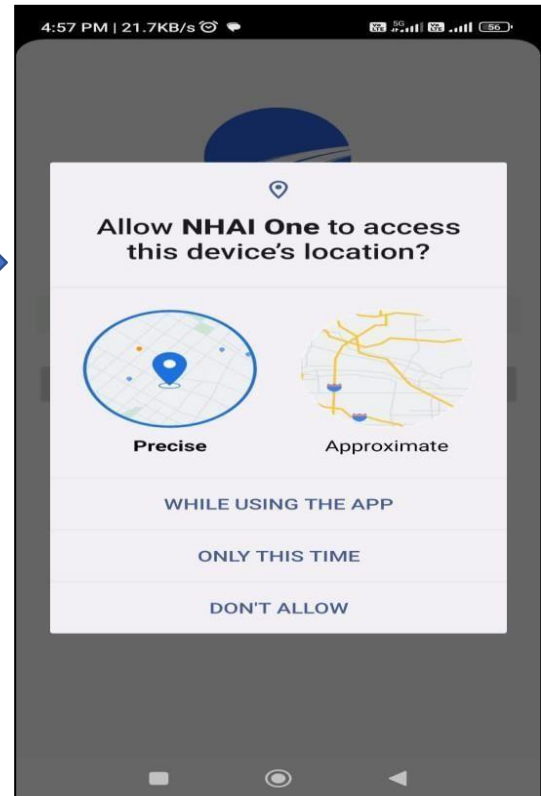
2. How to login and validate mobile number in app?

Steps to login in “NHAI One” app:


Step – 1 Open “NHAI One” app.




Step – 2 Allow permissions.



Step – 3 Enter Mobile number.



Step-4 Validate mobile number with OTP.

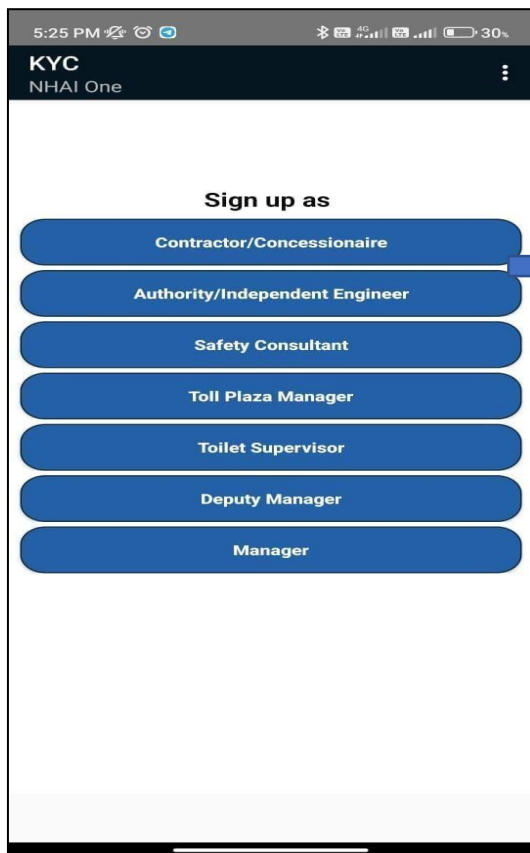


How to Register in NHAI One “KYC Form”?

KYC form is mandatory to fill all new users in NHAI One app. If user is already registered in app then it will directly redirect him on main menu page as per their role.

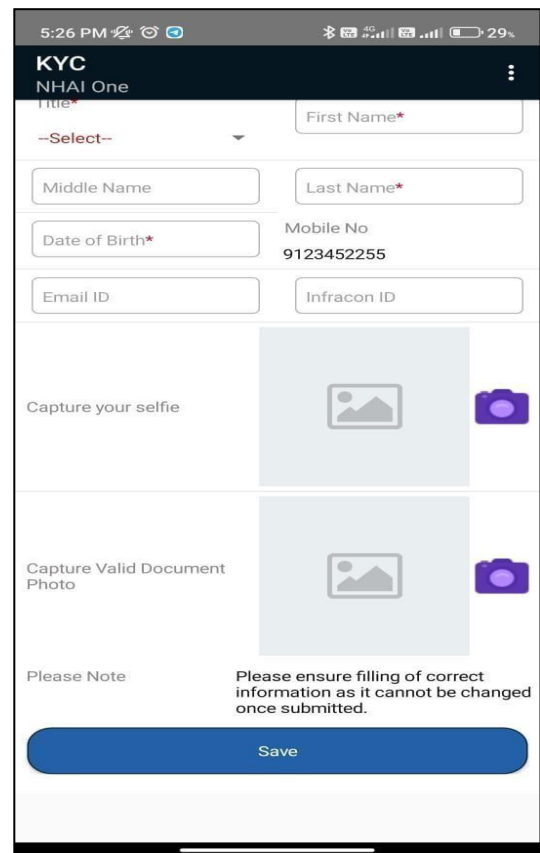
Steps to register in “NHA1 One” app (KYC Form):

Step – 1 Select Role.



The screenshot shows the 'KYC NHAI One' app interface. Under the heading 'Sign up as', there is a list of roles in blue buttons: Contractor/Concessionaire, Authority/Independent Engineer, Safety Consultant, Toll Plaza Manager, Toilet Supervisor, Deputy Manager, and Manager. A blue arrow points from the 'Contractor/Concessionaire' button to the next screen.

Step – 2 Fill KYC form.



The screenshot shows the 'KYC NHAI One' app interface for filling the KYC form. The form includes fields for: First Name*, Middle Name, Last Name*, Date of Birth*, Mobile No (9123452255), Email ID, and Infracon ID. There are two photo capture sections: 'Capture your selfie' and 'Capture Valid Document Photo', each with a camera icon. A 'Please Note' section states: 'Please ensure filling of correct information as it cannot be changed once submitted.' A blue 'Save' button is at the bottom.

Note: Please be careful to select sing-up role and fill all the required details of KYC form. All these details will locked for your profile after submission of KYC form.

To use this app you'll need to allow some permissions;

- **Allow app to make and manage phone calls**
- **Allow App to take pictures and record video**
- **Allow App to access this device's location**
- **Allow App to access photos, media and files on your device.**

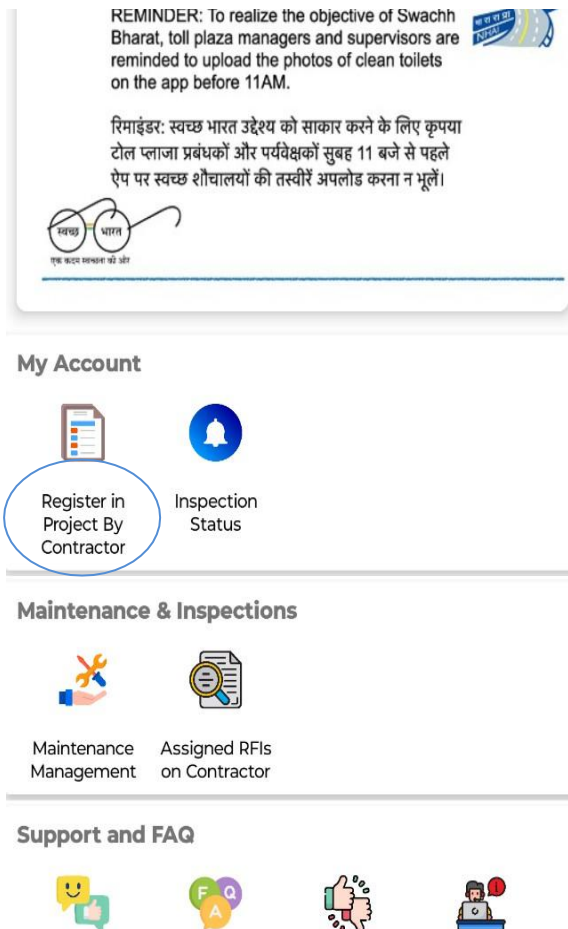
How to register Contractor in project?

After completing the KYC form you'll redirect on main menu of app. After that you need to enroll in project by using “**Register in project**” form.

Steps to register in project:

Step – 1 Open “Register in Project” form.

Step – 2 Fill details in this form.



← Register in Project By Contractor : NHAI One

RO* --Select--

UPC* --Select--

Project Name

Current Project Stage

Company Name*

Appointed Date

Total Contract Duration

Designation* --Select--

Name Mrs Raj Rawat

Email ID rkr436327@gmail.com

Date Of Birth 03-Aug-2022

Mobile No 9992514363

Photograph

Pan Card/Passport

Submit

Details

Here you've to select “RO-MoRTH” and “UPC”. As per RO-MoRTH & UPC selection, Project name, company name, Contract duration will be display. Now you've to select Designation and then submit the details.


Note: After submitting this request, it is required to get approval on this request from concern NH-Div/RCC(BRO)/PIU. After that only you'll be able to access all the rights of your role in app.

Standard Operation Procedure Of RFI

This process is initiated by the Contractor.


Contractor Login:-

1. On the landing page, the below screen is displayed.


NATIONAL HIGHWAYS AUTHORITY OF INDIA - UAT

Welcome - H.G. Infra Engineering Limited

UAT


User Name, CO_N0500601004HR
UPC : N0500601004HR

[Help Desk](#)

[Logout](#)

[Home](#) / [RFI 2023](#)

RFI Submission Report

[PDF](#)
[Excel](#)


Show entries

Search:

Action	UPC	Project Name	Contractor/Concessionaire	AE/IE	Total RFI Raised	Approved RFI	Pending RFI	Rejected RFI	% Test Conducted by AE/IE	% Test Conducted by Cont.
<div> <div>Actions</div> <div>Proceed For RFI</div> </div>	N0500601004/HR	Four Laning ...	H.G. Infra Engineering Limited	CEMOSA in JV with ARV/TECHNO Consultants (India) Pvt Ltd	75	0	0	0	11.07	17.45


[Previous](#)
[1](#)
[Next](#)

2. For Raising the request user need to click on the, “**Add RFI Submission**” button as shown in the below screen for selecting the project. After that below screen will appear, where the user is able to submit a request for the New RFI by clicking on “**Add RFI Submission**”.

 NATIONAL HIGHWAYS AUTHORITY OF INDIA - UAT

Welcome - H.G. Infra Engineering Limited

UAT

 User Name, CO_N0500601004HR
UPC : N0500601004HR [Help Desk](#) [Logout](#)

Home / RFI 2023

RFI Submission Report


+ Add RFI Submission


Back

N0500601004/HR - Four Laning of Rewari Bypass Pkg-IV - -

Select Category

Select Side

 Select Requested Date Filter

 Search

PDF

Excel

Show 50 entries

Search:

Action	View	Status	RFI ID	Category	Sub-Category	Item	Layer	Side	Chainage From	Chainage To	Activity	Requested Date & Time	Scheduled Date & Time	Inspector	Result
<div>Actions</div>	<div>View</div>	RFI Duty Assigned To AE/IE Inspector	N0500601004/HR/RFI/STRUCTURE/N02	Structure	Widening and repairs of minor bridges	Excavation	Layer 2	RHS	22.330	22.440	RFI Testing 2	14/11/2023 03:41 PM	15/11/2023 04:30 PM	Mr Srivastav Annex Co	Pending

3. On clicking the “Add RFI Submission” button, the below screen is displayed where the user will update the required information and “Submit” the request to AE.

NATIONAL HIGHWAYS AUTHORITY OF INDIA - UAT

Welcome - H.G. Infra Engineering Limited

UAT

Search

User Name: CO_N0500601004HR

UPC : N05006/

Help Desk

Logout

Home

Request For Inspection

Back to Grid


N05006/01004/HR - Four Laning of Rewari Bypass Pkg-IV - -

S.No	Category	Sub Category	Item	Layer	Side	Chainage From	Chainage To	Activity Description	Scheduled Date & Time	Inspector
1	Select Category -	Select Sub-Category -	Select Item -	Select Layer -	Select Side -	Chainage From	Chainage To	Description	dd-11-2023 --:--	Select Inspect

Cancel


Save As Draft

Submit

- 
NATIONAL HIGHWAYS AUTHORITY OF INDIA - UAT

Welcome - H.G. Infra Engineering Limited

UAT


User Name: CO_N0500601004HR
UPC : N0500601004HR

[Help Desk](#)

[Logout](#)

[Home](#) / [RFI 2023](#)


Select Category

Select Side

Show 50 entries


Action	View	Status	RFI ID	Category	Sub-Category	Item	Layer	Side	Chainage From	Chainage To	Activity	Requested Date & Time	Scheduled Date & Time	Inspector	Result
<div> <div>Actions -</div> <div>View -</div> </div>		RFI Inspected By AE/IE Inspector	N/05006/01004/HR/RFI/STRUCTURE/N/62	Structure	Widening and repairs of minor bridges	Excavation	Layer 2	RHS	22.330	22.440	RFI Testing 2	14/11/2023 03:41 PM	15/11/2023 04:30 PM	Mr Srivastav Annex Co	Pending
<div> <div>Actions -</div> <div>View -</div> <div>Edit</div> </div>		RFI Duty Assigned To AE/IE Inspector	N/05006/01004/HR/RFI/HIGHWAY/N/61	Highway	Main Carriageway (Flexible Pavement)	Cleaning and Grubbing	Top Layer	LHS	22.110	22.220	RFI Testing 1	14/11/2023 03:41 PM	15/11/2023 05:27 PM	Mr Srivastav Annex Co	Pending



5. On clicking the “**Edit**” button, Contractor able to edit/change in **Chainage, Inspector** and **Description** information before any submission by inspection on Ground.


NATIONAL HIGHWAYS AUTHORITY OF INDIA - UAT







Welcome - H.G. Infra Engineering Limited

UAT


User Name: CO_N0500601004HR
UPC : N0500601004HR

Home / RFI 2023

Action	View	Status	RFI ID
		RFI Inspected By AE/IE Inspector	N/05006/01004/HR/RFI/STRUCTURE
		RFI Duty Assigned To AE/IE Inspector	N/05006/01004/HR/RFI/HIGHWAY
		RFI Inspected By Contractor Inspector	N/05006/01004/HR/RFI/HIGHWAY
		RFI Raised By Contractor	N/05006/01004/HR/RFI/HIGHWAY
		RFI Re-Scheduled	N/05006/01004/HR/RFI/HIGHWAY

RFI

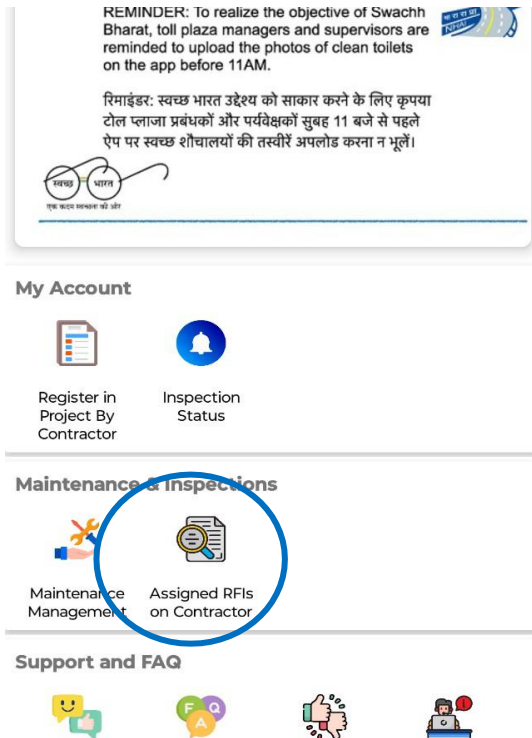
N/05006/01004/HR/RFI/HIGHWAY/N/61

Category	Highway
Sub-Category	Main Carriageway (Flexible Pavement)
Item	Cleaning and Grubbing
Layer	Top Layer
Side	LHS
Scheduled Date & Time	15/11/2023 05:27 PM
Activity Description	RFI Testing 1
From Chainage *	<input type="text" value="22.11"/>
To Chainage *	<input type="text" value="22.22"/>
Inspector *	<input type="text" value="Mr Srivastav Annex Co"/>
Description	<input type="text" value="RFI Testing 1"/>

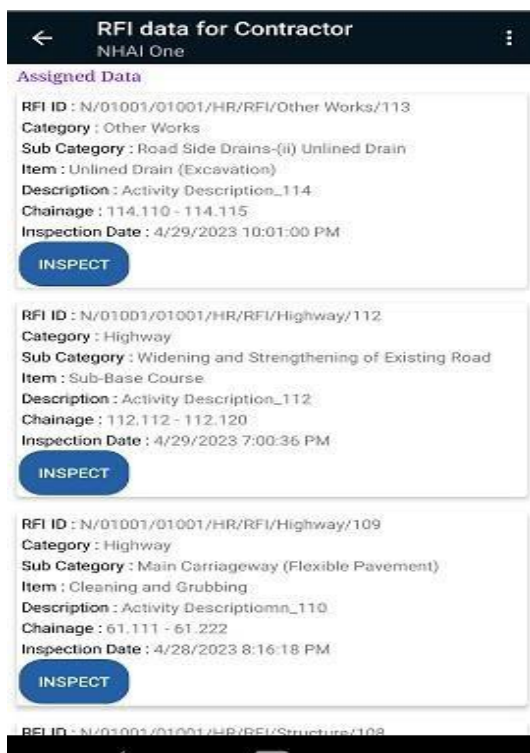
For Contractor Inspector

➤ How to start RFI

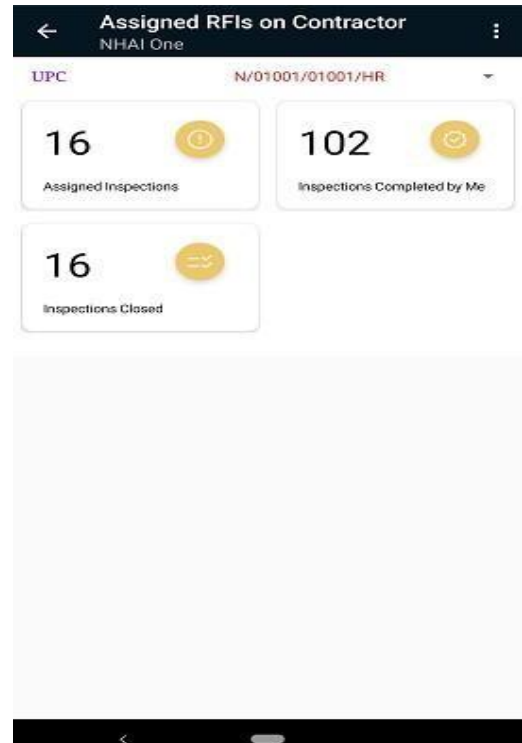
Step-1 Click on “Assigned RFI’s on Contractor”



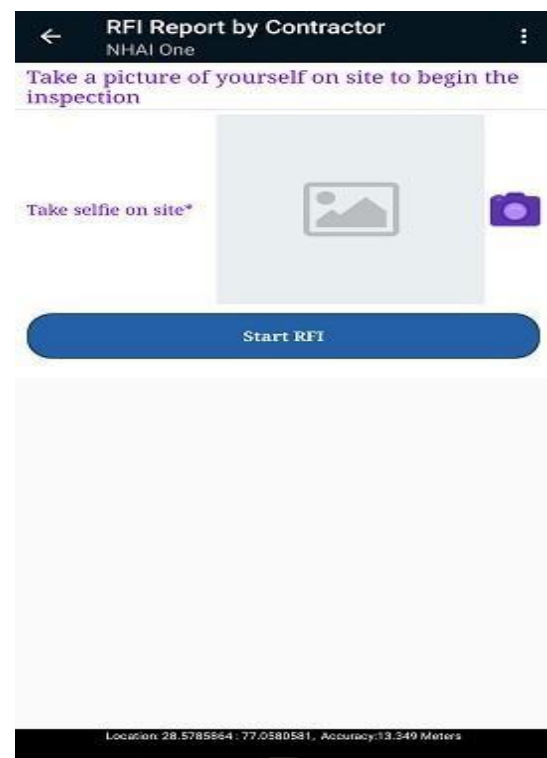
Step – 3 Select record and click



Step-2 Click on “Assigned Inspections”



Step –4 First take selfie & click on start RFI on inspect button



Step-5 Fill all form details

Step-6 Upload Images and submit

Note: If AE/ IE already submitted inspection then the update status is same is visible on

← RFI Report by Contractor
NHAI One

Project
N/01001/01001/HR

RFI ID
N/01001/01001/HR/RFI/Other Works/113

Category
Other Works

Sub Category
Road Side Drains-(ii) Unlined Drain

Item
Unlined Drain (Excavation)

Description of work
Activity Description_114

From Chainage
114.110

To Chainage
114.115

Contractor on site
Aashish Amnex

Comments by the contractor*

Add pictures of the worksite (up to two)

Location: 28.5785887 : 77.0580531, Accuracy:20.495 Meters

← RFI Report by Contractor
NHAI One

Worksite picture2

Add pictures of the test results (up to two)
Upload a blank page if test results are not applicable

Test result picture1*

Test result picture2

Update Status Approve
The AE has already approve the inspection; you cannot edit the status.

Submit

Location: 28.5785855 : 77.0580562, Accuracy:16.759 Meters

Contractor screen.

➤ Check Inspected RFI

Step-1 Click on "Inspections completed by me"

← Assigned RFIs on Contractor
NHAI One

UPC N/01001/01001/HR

16 Assigned Inspections

102 Inspections Completed by Me

16 Inspections Closed

Location: 28.5785887 : 77.0580531, Accuracy:20.495 Meters

Step -2 Check Inspected RFI

← RFI data for Contractor
NHAI One

Inspected Data

RFI ID : N/01001/01001/HR/RFI/Highway/104

Category : Highway

Sub Category : Widening and Strengthening of Existing Road

Chainage : 10 - 20

Inspected Date : 4/27/2023 10:02:42 AM

Contractor on site : Aashish Amnex

Contractor Comments : tet

Worksite Image Test Result Image

RFI ID : N/01001/01001/HR/RFI/Other Works/106

Category : Other Works

Sub Category : Road Side Drains-(i) Lined Drain

Chainage : 31.333 - 31.444

Inspected Date : 4/26/2023 6:28:07 PM

Contractor on site : Aashish Amnex


Contractor Comments : tddfv

Worksite Image Test Result Image


AE Login:-

6. After submitted by Contractor, it is reflected in AE Login as below.

(a) In AE Login, landing page is display as below.

 NATIONAL HIGHWAYS AUTHORITY OF INDIA - UAT

Welcome - Frischmann Prabhu India Pvt. Ltd. - K&J Projects Pvt. Ltd. -Indian UAT

 User Name: AE_N0100101001HR
UPC : N/01001/Help Desk Logout

Home / RFI [New]

RFI Submission Report

FILTER

PDF Excel

Show 50 entries


Search:

Action	UPC	Project Name	Contractor/Concessionaire	AE/IE	Total RFI Raised	Approved RFI	Pending RFI	Rejected RFI	% Test Conducted by AE/IE	% Test Conducted by Cont.
<div>Actions</div> <div>Proceed For RFI</div>	N/01001/01001/HR	Delhi-Vadod...	APCO Infratech Pvt. Ltd.	Frischmann Prabhu India Pvt. Ltd. - K&J Projects Pvt. Ltd. -Indian Engineering Consultants India Pvt. Ltd. - CT Ltd. (CONSORTIUM)	50	0	29	0	40	25.45


Showing 1 to 1 of 1 entries

Previous 1 Next

7. On clicking the “Proceed For RFI” button as display above, below page is display where AE able to see the “**Assign Duty**” button to assign AE inspector.


NATIONAL HIGHWAYS AUTHORITY OF INDIA - UAT

Welcome - Frischmann Prabhu India Pvt. Ltd. - Indian


User Name: AE_N0100101001HR
UPC : N/01001/

[Help Desk](#)
[Logout](#)

[Home](#) / [RFI \[New\]](#)

RFI Submission Report

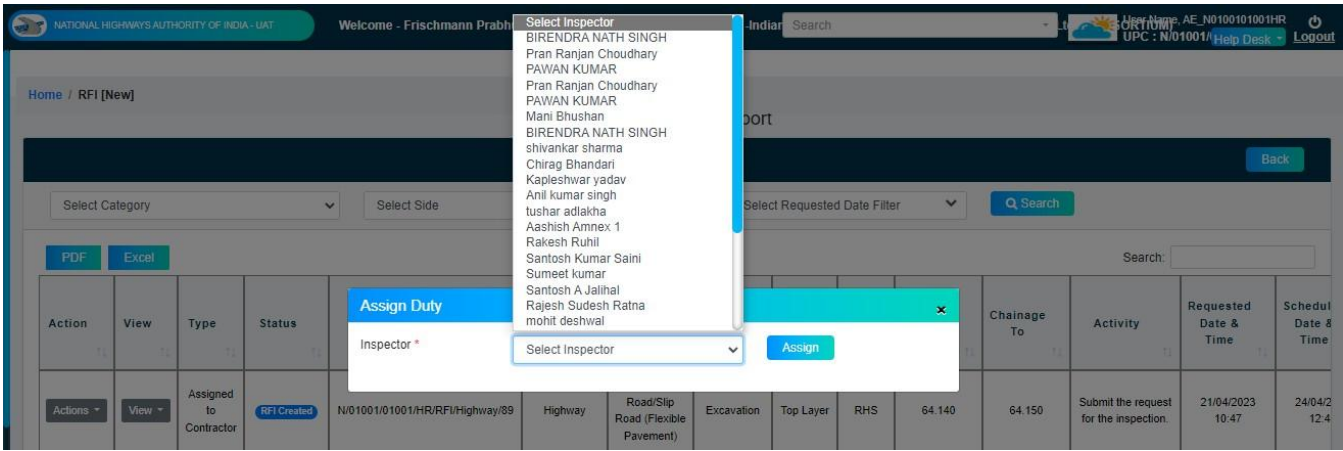
Select Category

Select Side

Show entries

Action	View	Type	Status	RFI ID	Category	Sub-Category	Item	Layer	Side	Chainage From	Chainage To	Activity	Requested Date & Time	Schedule Date & Time
<div> <div>Actions</div> <div>Assign Duty</div> </div>	<div>View</div>	Assigned to Contractor	RFI Created	N/01001/01001/HR/RFI/Highway/89	Highway	Service Road/Slip Road (Flexible Pavement)	Excavation	Top Layer	RHS	64.140	64.150	Submit the request for the inspection.	21/04/2023 10:47	24/04/2023 12:4

8. On clicking the “Assign Duty” button, a pop-up is display where AE able to select the Inspector and assign duty on clicking the “Assign” button.



9. After assign inspector, AE also able to change/update the inspector name on clicking the “Re-assign Duty” button before inspection.

NATIONAL HIGHWAYS AUTHORITY OF INDIA - NHAI

Welcome - CEMOSA in JV with ARKITECHNO Consultants (India) Pvt Ltd

User Name: AE_N050061004HR
UPC : N/05006 Help Desk Logout

Home / RFI 2023

Select Category Select Side Select Requested Date Filter Search


Show 50 entries

Action	View	Status	RFI ID	Category	Sub-Category	Item	Layer	Side	Chainage From	Chainage To	Activity	Requested Date & Time	Scheduled Date & Time	Inspector	Result
	View	RFI Inspected By AE/IE Inspector	N/05006/01004/HR/RFI/STRUCTURE/N/52	Structure	Widening and repairs of minor bridges	Excavation	Layer 2	RHS	22.330	22.440	RFI Testing 2	14/11/2023 03:41 PM	15/11/2023 04:30 PM	Mr Srivastav Annex Co	Pending
Actions	View	RFI Duty Assigned To AE/IE Inspector	N/05006/01004/HR/RFI/HIGHWAY/N/61	Highway	Main Carriageway (Flexible Pavement)	Cleaning and Grubbing	Top Layer	LHS	22.110	22.220	RFI Testing 1	14/11/2023 03:41 PM	15/11/2023 05:27 PM	Mr Srivastav Annex Co	Pending


Re-Assign Duty

(a) If AE submit their inspection report from site then it is reflected in Datalake and “**Submit Report**” button become active in datalake from where AE able to upload report from datalake itself.

(b) If “Contractor” submit their inspection report from site then it is reflected in Datalake and “**Submit Report**” button becomes active in datalake from where “Contractor” able to upload report from datalake itself.


INDIA
NATIONAL HIGHWAYS AUTHORITY OF INDIA - UAT



Welcome - Frischmann Prabhu India Pvt. Ltd. - K&J Projects Pvt. Ltd. - Indian UAT


SUNRISE
Sort
User Name: AE_N0100101001HR
UPC : N/01001/

[Help Desk](#)
[Logout](#)

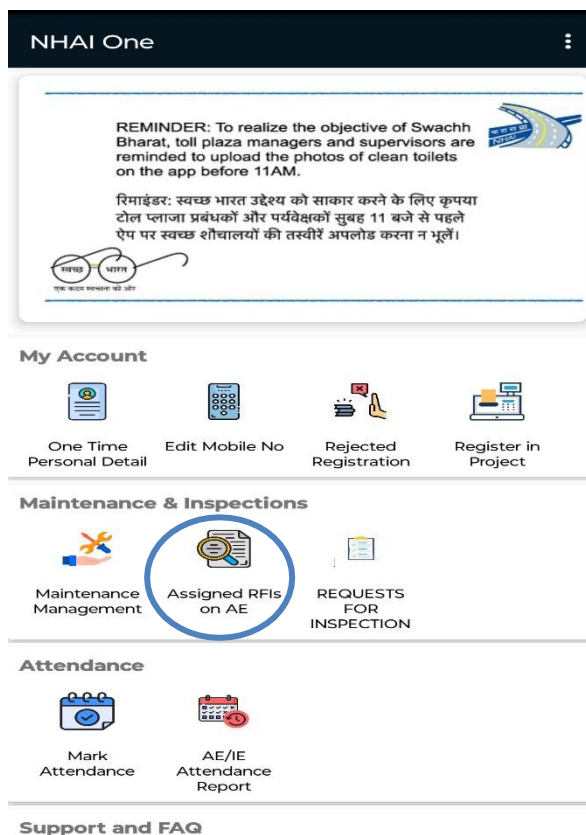
[Home](#) / [RFI \[New\]](#)

RFI Submission Report

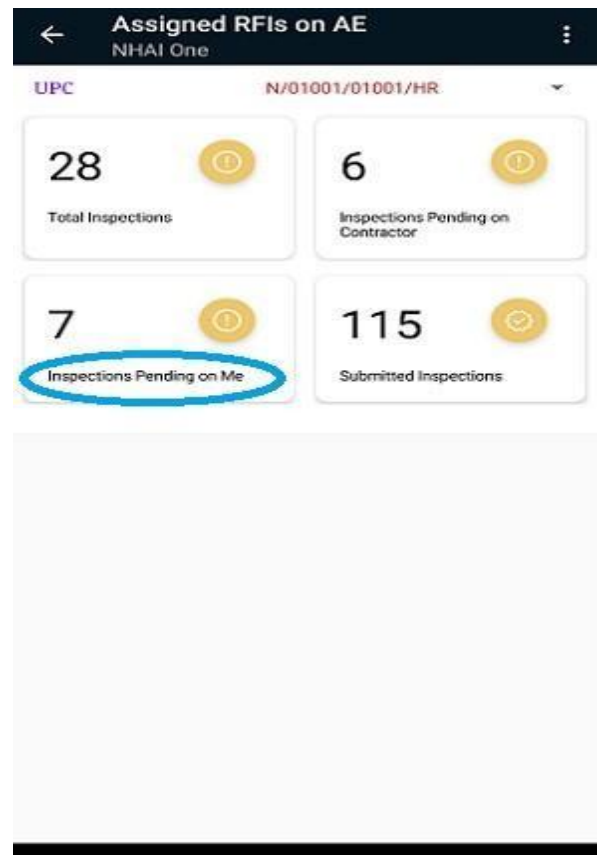
	Requested Date & Time	Scheduled Date & Time	Test Conducted By Contractor							Test Conducted By AE/IE						
			Inspector	Result	Inspected Date & Time	Photos	Selfie	Report	Comment	Inspector	Result	Inspected Date & Time	Photos	Selfie	Report	Comment
est on.	21/04/2023 10:47	24/04/2023 12:46	Aashish Annex	Approved	21/04/2023 11:06				test RFI 89	Aashish Annex 1	Pending					

5. For AE Inspector >> How to start RFI

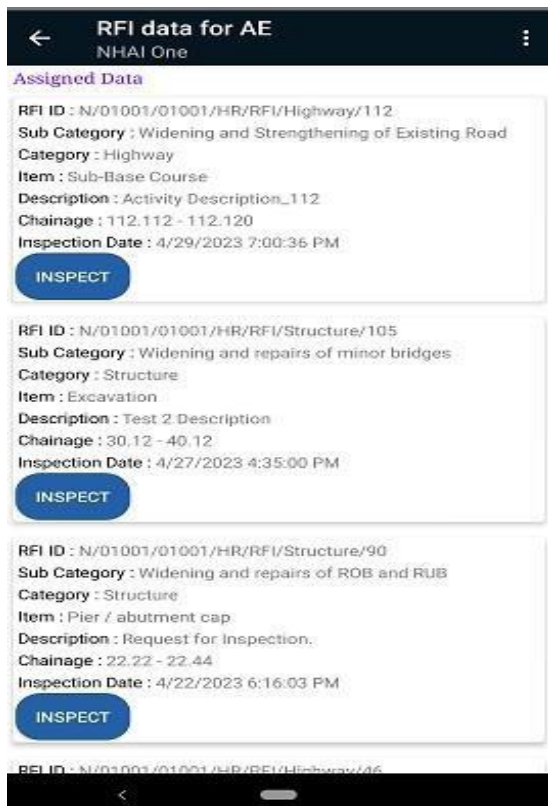
Step – 1 Click on “Assigned RFI’s on AE”



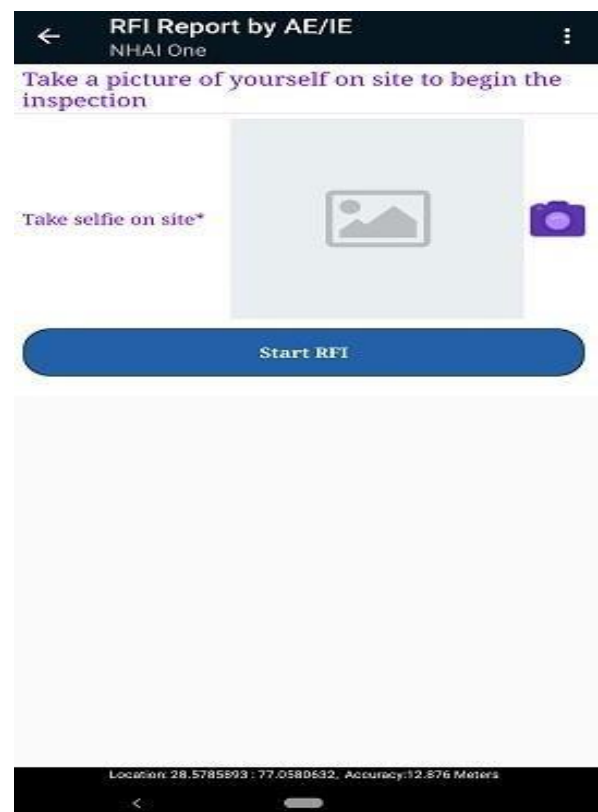
Step – 2 Click on “Inspection pending on me”



Step – 3 Select record and click on select inspect button



Step – 4 First take selfie & click on start RFI



Step – 5 Fill all form details and submit

←

RFI Report by AE/IE

NHAI One

⋮

Project

N/01001/01001/HR

RFI ID

N/01001/01001/HR/RFI/Highway/112

Category

Highway

Sub Category

Widening and Strengthening of Existing Road

Item

Sub-Base Course

Description of work

Activity Description_112

From Chainage*

112.112

To Chainage*

112.120

Contractor on site

Aashish Amnax

Comments by Contractor

Updated Status By

Pending

Contractor

Comments by AE*

Location: 28.5785784 : 77.0580587, Accuracy:12.547 Meters

←

RFI Report by AE/IE

NHAI One

⋮

Comments by AE*

Add pictures of the worksite (up to two)

Worksite picture1*

Worksite picture2

Add pictures of the test results (up to two)

Upload a blank page if test results are not applicable

Test result picture1*

Location: 28.5785873 : 77.0580591, Accuracy:12.203 Meters

←

RFI Report by AE/IE

NHAI One

⋮

Worksite picture2

Add pictures of the test results (up to two)

Upload a blank page if test results are not applicable

Test result picture1*

Test result picture2

Update Status*

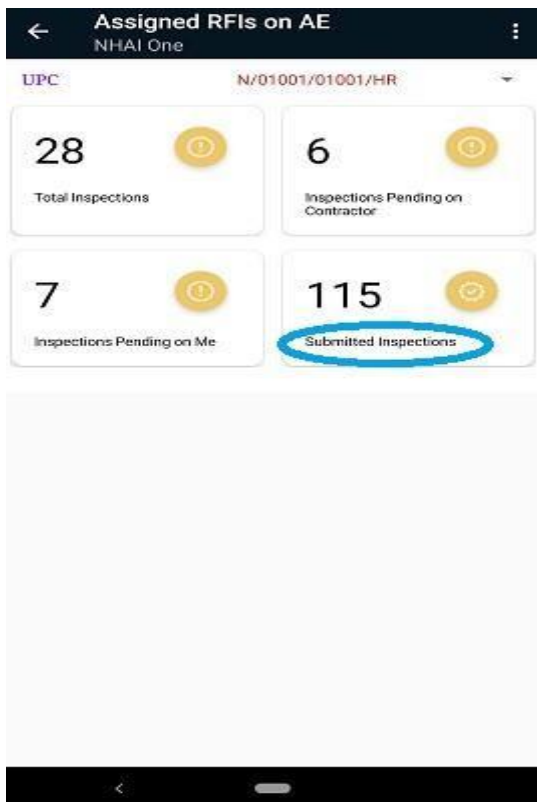
--Select--

Submit

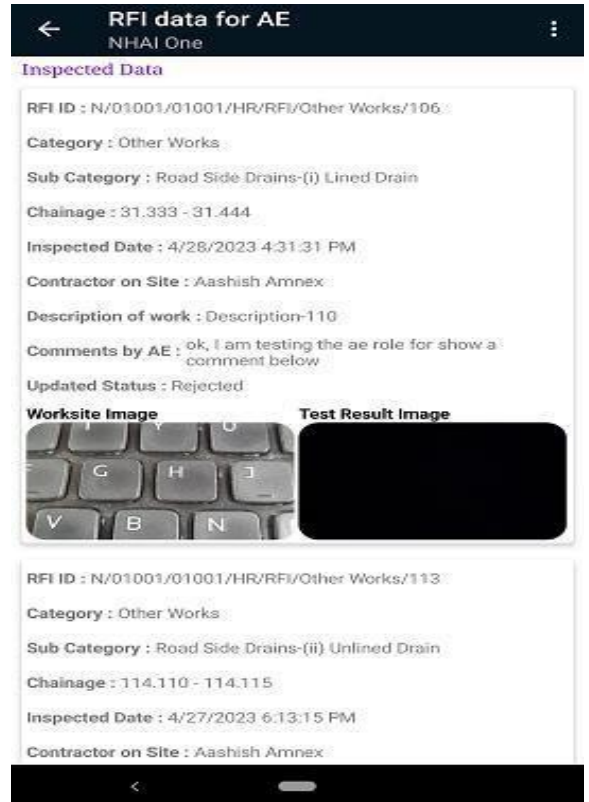
Location: 28.5785856 : 77.058057, Accuracy:12.548 Meters

➤ Check Inspected RFI

Step – 1 Click on “Submitted Inspections”

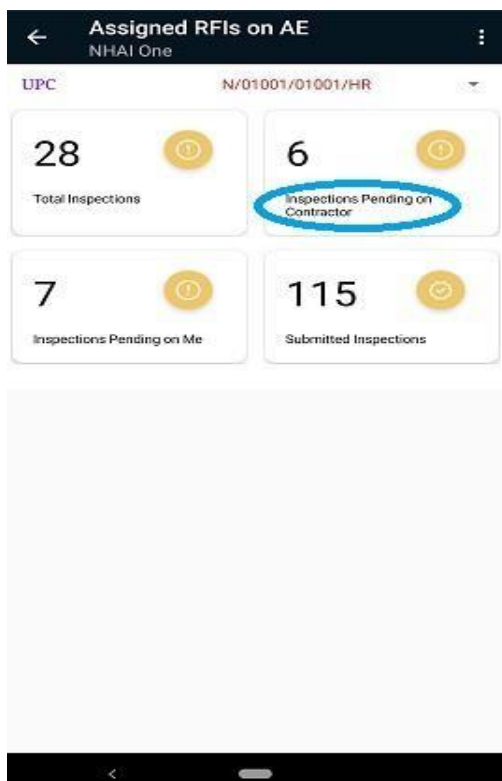


Step – 2 Check Inspected RFI



➤ Check pending RFI on Contractor

Step – 1 Click on “Inspection pending on contractor”

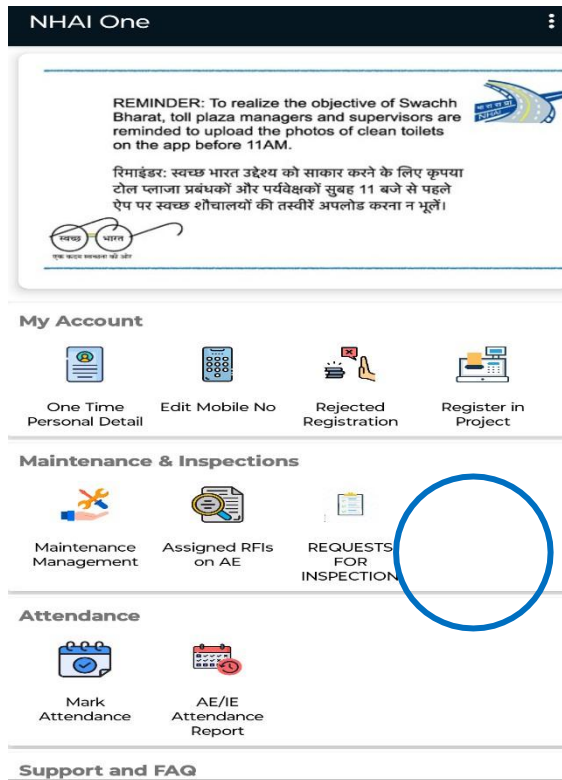


Step-2 Pending RFI's

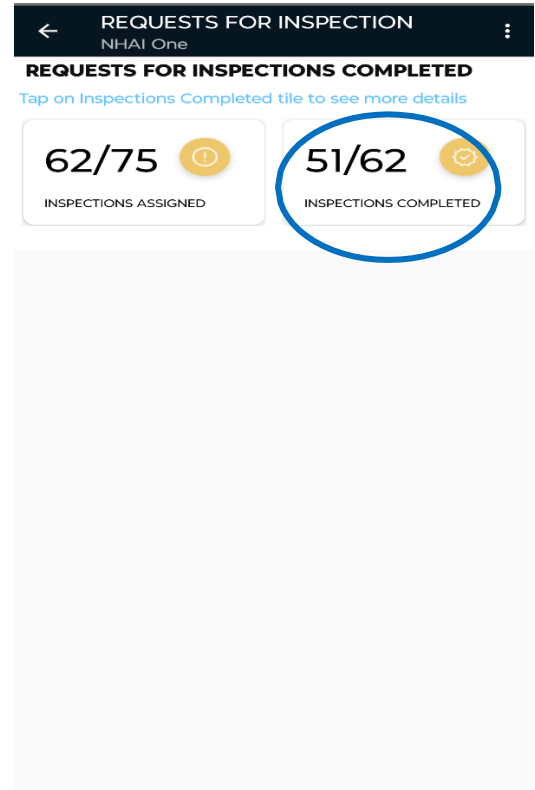


6. For AE TL

2. Step – 1 Click on “Request for Inspection” submitted data



Step – 2 Check last 3 days



Step – 3 Select Record & click “Update”

Step – 4 Details of RFI will app

← REQUESTS FOR INSPECTION
NHAI One

Team Leaders can change the status of an inspection up to 24 hours after they are not submitted.

UPC*
N/05006/01004/HR

Inspector Name*
Srivastav Amnex AE

RFI Status

RFI_ID : N/05006/01004/HR/RFI/STRUCTURE/N/62

CATEGORY : Structure

SUB_CATEGORY : Widening and repairs of minor bridges

ITEM : Excavation

CHAINAGE : 22.33 - 22.44

DESCRIPTION_OF_WORK : RFI Testing 2

INSPECTED_DATE : 11/16/2023 12:32:43 PM

CONTRACTOR_ON_SITE : Mr Srivastav Amnex Co

AE_ON_SITE : Srivastav Amnex AE

UPDATE_STATUS : Approved

UPDATE

← REQUESTS FOR INSPECTION
NHAI One

RFI ID
N/05006/01004/HR/RFI/STRUCTURE/N/62

CATEGORY
Structure

SUB CATEGORY
Widening and repairs of minor bridges

ITEM
Excavation


CHAINAGE
22.33 - 22.44

DESCRIPTION OF WORK
RFI Testing 2

CONTRACTOR ON SITE
Mr Srivastav Amnex Co

AE ON SITE
Srivastav Amnex AE

Worksite Images Uploaded By AE/IE



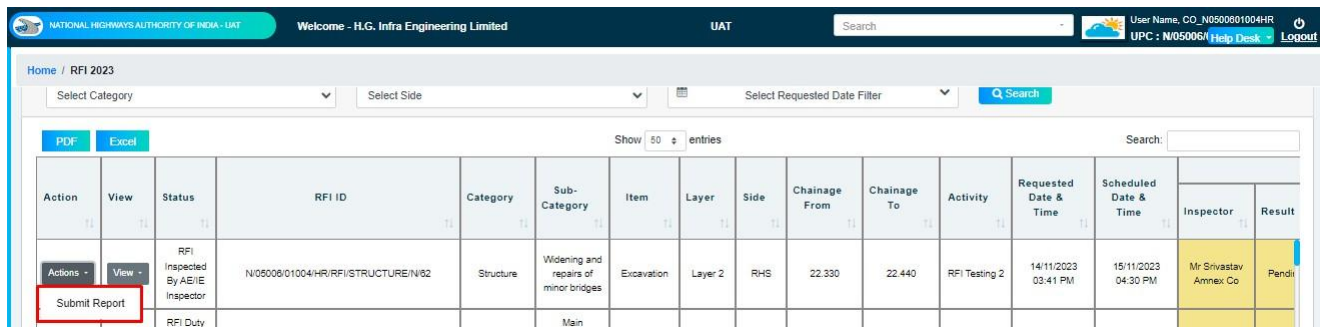
Test Results Uploaded By

--Select--
Approved
Rejected
Not Ready

CHANGE STATUS TO*
Approved

SUBMIT

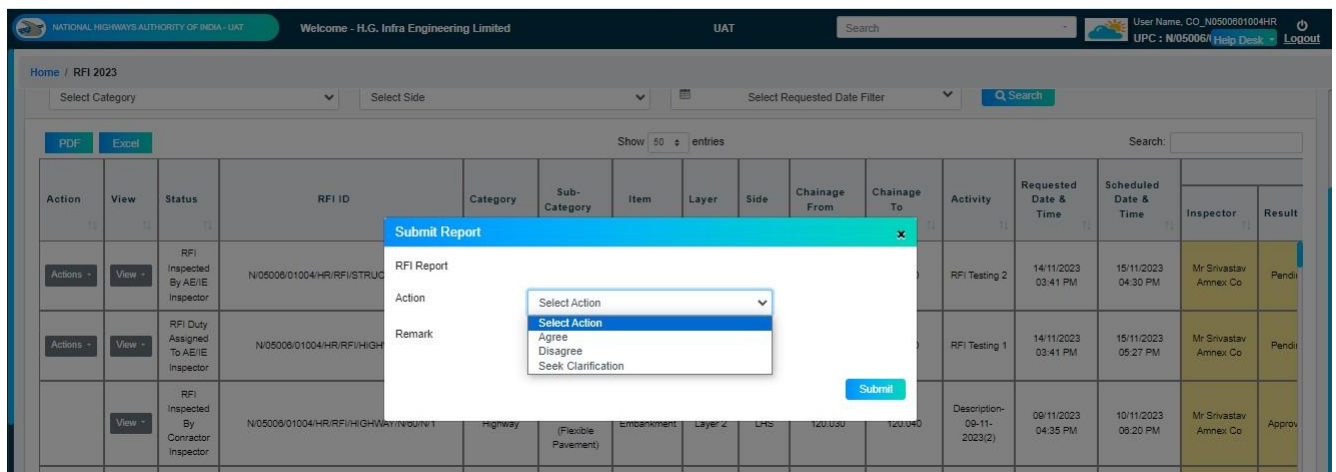
11. As above, we see that Contractor's information is submitted by Contractor's site inspector and it is reflected in datatlake and "Submit Report" button is also become active from where Contractor able to submit report.



The screenshot shows the 'RFI 2023' dashboard with a table of RFIs. The 'Submit Report' button is highlighted in the 'Actions' column for the first row.

Action	View	Status	RFI ID	Category	Sub-Category	Item	Layer	Side	Chainage From	Chainage To	Activity	Requested Date & Time	Scheduled Date & Time	Inspector	Result
Actions - Submit Report	View -	RFI Inspected By AE/IE Inspector	N/05006/01004/HR/RFI/STRUCTURE/N/02	Structure	Widening and repairs of minor bridges	Excavation	Layer 2	RHS	22.330	22.440	RFI Testing 2	14/11/2023 03:41 PM	15/11/2023 04:30 PM	Mr. Srivastav Amnax Co	Pendi
		RFI Duty			Main										

12. On clicking the "Submit Report" button, a pop-up is display from where Contractor able to upload report.



The screenshot shows the 'RFI 2023' dashboard with a 'Submit Report' pop-up form displayed over the table. The pop-up form has fields for 'RFI Report', 'Action', and 'Remark', and a 'Submit' button.

Action	View	Status	RFI ID	Category	Sub-Category	Item	Layer	Side	Chainage From	Chainage To	Activity	Requested Date & Time	Scheduled Date & Time	Inspector	Result
Actions -	View -	RFI Inspected By AE/IE Inspector	N/05006/01004/HR/RFI/STRUCTURE/N/02	Structure	Widening and repairs of minor bridges	Excavation	Layer 2	RHS	22.330	22.440	RFI Testing 2	14/11/2023 03:41 PM	15/11/2023 04:30 PM	Mr. Srivastav Amnax Co	Pendi
Actions -	View -	RFI Duty Assigned To AE/IE Inspector	N/05006/01004/HR/RFI/HIGHWAY/ROAD/N/01	Highway	(Flexible Pavement)	Embankment	Layer 2	LHS	120.030	120.060	RFI Testing 1	14/11/2023 03:41 PM	15/11/2023 05:27 PM	Mr. Srivastav Amnax Co	Pendi
	View -	RFI Inspected By Contractor Inspector	N/05006/01004/HR/RFI/HIGHWAY/ROAD/N/01	Highway	(Flexible Pavement)	Embankment	Layer 2	LHS	120.030	120.060	Description- 09-11-2023(2)	09/11/2023 04:35 PM	10/11/2023 05:20 PM	Mr. Srivastav Amnax Co	Approv

Submit Report
RFI Report
Action
Remark
Select Action
Agree
Disagree
Seek Clarification
Submit

12. After uploaded by Site Inspectors from both Contractor & AE inspector, it is display as below.

NATIONAL HIGHWAYS AUTHORITY OF INDIA - UAT

UAT

Search

UAT

UAT

UAT

UAT

UAT

UAT

UAT

UAT

UAT

UAT

UAT

UAT

UAT

UAT

UAT

UAT

UAT

UAT

UAT

UAT

UAT

UAT

UAT

UAT

UAT

UAT

UAT

UAT

UAT

UAT

UAT

UAT

UAT

UAT

UAT

UAT

UAT

UAT

UAT

UAT

UAT

UAT

UAT

UAT

UAT

UAT

UAT

UAT

UAT

UAT

UAT

UAT

UAT

UAT

UAT

UAT

UAT

UAT

UAT

UAT

UAT

UAT

UAT

UAT

UAT

UAT

UAT

UAT

UAT

UAT

UAT

UAT

UAT

UAT

UAT

UAT

UAT

UAT

UAT

UAT

UAT

UAT

UAT

UAT

UAT

UAT

UAT

UAT

UAT

UAT

UAT

UAT

UAT

UAT

UAT

UAT

UAT

UAT

UAT

UAT

UAT

UAT

UAT

UAT

UAT

UAT

UAT

UAT

UAT

UAT

UAT

UAT

UAT

UAT

UAT

UAT

UAT

UAT

UAT

UAT

UAT

UAT

UAT

UAT

UAT

UAT

UAT

UAT

UAT

UAT

UAT

UAT

UAT

UAT

UAT

UAT

UAT

UAT

UAT

UAT

UAT

UAT

UAT

UAT

UAT

UAT

UAT

UAT

UAT

UAT

UAT

UAT

UAT

UAT

UAT

UAT

UAT

UAT

UAT

UAT

UAT

UAT

UAT

UAT

UAT

UAT

UAT

UAT

UAT

UAT

UAT

UAT

UAT

UAT

UAT

UAT

UAT

UAT

UAT

UAT

UAT

UAT

UAT

UAT

UAT

UAT

UAT

UAT

UAT

UAT

UAT

UAT

UAT

UAT

UAT

UAT

UAT

UAT

UAT

UAT

UAT

UAT

UAT

UAT

UAT

UAT

UAT

UAT

UAT

UAT

UAT

UAT

UAT

UAT

UAT

UAT

UAT

UAT

UAT

UAT

UAT

UAT

UAT

UAT

UAT

UAT

UAT

UAT

UAT

UAT

UAT

UAT

UAT

UAT

UAT

UAT

UAT

UAT

UAT

UAT

UAT

UAT

UAT

UAT

UAT

UAT

UAT

UAT

UAT

UAT

UAT

UAT

UAT

UAT

UAT

UAT

UAT

UAT

UAT

UAT

UAT

UAT

UAT

UAT

UAT

UAT

UAT

UAT

UAT

UAT

UAT

UAT

UAT

UAT

UAT

UAT

UAT

UAT

UAT

UAT

UAT

UAT

UAT

UAT

UAT

UAT

UAT

UAT

UAT

UAT

UAT

UAT

UAT

UAT

UAT

UAT

UAT

UAT

UAT

UAT

UAT

UAT

UAT

UAT

UAT

UAT

UAT

UAT

UAT

UAT

UAT

UAT

UAT

UAT

UAT

UAT

UAT

UAT

UAT

UAT

UAT

UAT

UAT

UAT

UAT

UAT

UAT

UAT

UAT

UAT

UAT

UAT

UAT

UAT

UAT

UAT

UAT

UAT

UAT

UAT

UAT

UAT

UAT

UAT

UAT

UAT

UAT

UAT

UAT

UAT

UAT

UAT

UAT

UAT

UAT

UAT

UAT

UAT

UAT

UAT

UAT

UAT

UAT

UAT

UAT

UAT

UAT

UAT

UAT

UAT

UAT

UAT

UAT

UAT

UAT

UAT

UAT

UAT

UAT

UAT

UAT

UAT

UAT

UAT

UAT

UAT

UAT

UAT

UAT

UAT

UAT

UAT

UAT

UAT

UAT

UAT

UAT

UAT

UAT

UAT

UAT

UAT

UAT

UAT

UAT

UAT

UAT

UAT

UAT

UAT

UAT

UAT

UAT

UAT

UAT

UAT

UAT

UAT

UAT

UAT

UAT

UAT

UAT

UAT

UAT

UAT

UAT

UAT

UAT

UAT

UAT

UAT

UAT

UAT

UAT

UAT

UAT

UAT

UAT

UAT

UAT

UAT

UAT

UAT

UAT

UAT

UAT

UAT

UAT

UAT

UAT

UAT

UAT

UAT

UAT

UAT

UAT

UAT

UAT

UAT

UAT

UAT

UAT

UAT

UAT

UAT

UAT

UAT

UAT

UAT

UAT

UAT

UAT

UAT

UAT

UAT

UAT

UAT

UAT

UAT

UAT

UAT

UAT

UAT

UAT

UAT

UAT

UAT

UAT

UAT

UAT

UAT

UAT

UAT

UAT

UAT

UAT

UAT

UAT

UAT

UAT

UAT

UAT

UAT

UAT

UAT

UAT

UAT

UAT

UAT

UAT

UAT

UAT

UAT

UAT

UAT

UAT

UAT

UAT

UAT

UAT

UAT

UAT

UAT

UAT

UAT

UAT

UAT

UAT

UAT

UAT

UAT

UAT

UAT

UAT

UAT

UAT

UAT

UAT

UAT

UAT

UAT

UAT

UAT

UAT

UAT

UAT

UAT

UAT

UAT

UAT

UAT

UAT

UAT

UAT

UAT

UAT

UAT

UAT

UAT

UAT

UAT

UAT

UAT

UAT

UAT

UAT

UAT

UAT

UAT

UAT

UAT

UAT

UAT

UAT

UAT

UAT

UAT

UAT

UAT

UAT

UAT

UAT

UAT

UAT

UAT

UAT

UAT

UAT

UAT

UAT

UAT

UAT

UAT

UAT

UAT

UAT

UAT

UAT

UAT

UAT

UAT

UAT

UAT

UAT

UAT

UAT

UAT

UAT

UAT

UAT

UAT

UAT

UAT

UAT

UAT

UAT

UAT

UAT

UAT

UAT

UAT

UAT

UAT

UAT

UAT

After submission of report from both “Contractor” & “AE” Login from Datalake, process gets completed.

---END---